

## Racing Festival 2015

### Supercar Challenge - Free Practice 1

2 - 4 October 2015

Spa Francorchamps - 7003 mtr.



Pos	Nbr	Name	Car	Cls	PIC	Fastest	In	Gap	Diff	Laps	Km/h
1	101	Grouwels-Snoeks	Dodge Viper GT3-R	SGT	1	<b>2:20.369</b>	<b>15</b>			15	179.63
2	174	Morcillo-Cintrano	Mosler MT900R	SGT	2	<b>2:24.211</b>	<b>5</b>	3.842	3.842	15	174.84
3	110	Vandierendonck-van Hooydonk	Corvette	SGT	3	<b>2:24.598</b>	<b>12</b>	4.229	0.387	13	174.38
4	102	Henry Zumbrink	Volvo S60 V8	SGT	4	<b>2:25.190</b>	<b>11</b>	4.821	0.592	13	173.66
5	131	Storm-Bouwhuis	BMW Z4 GT3	SGT	5	<b>2:25.489</b>	<b>14</b>	5.120	0.299	17	173.31
6	106	Koebolt-Caransa	Volvo S60 V8	SGT	6	<b>2:28.172</b>	<b>6</b>	7.803	2.683	13	170.17
7	375	Ward Sluys	BMW M4 Silhouette	GTB	1	<b>2:29.807</b>	<b>5</b>	9.438	1.635	7	168.31
8	305	Dontje-Kool	Corvette GT4	GTB	2	<b>2:30.152</b>	<b>8</b>	9.783	0.345	17	167.93
9	121	Köhler-Kuijser	Solution F V8	SGT	7	<b>2:30.592</b>	<b>2</b>	10.223	0.440	9	167.43
10	343	Daan Meijer	Porsche 997 GT3	GTB	3	<b>2:32.467</b>	<b>9</b>	12.098	1.875	11	165.38
	402	Bogaerts-van der Aa	BMW M3 E90 WTCC	SS	1	<b>2:33.673</b>	<b>4</b>	13.304	1.206	14	164.08
12	336	Simon Atkinson	Dodge Viper	GTB	4	<b>2:33.710</b>	<b>10</b>	13.341	0.037	13	164.04
13	302	Marcel van Berlo	Porsche 997 GT3	GTB	5	<b>2:34.094</b>	<b>4</b>	13.725	0.384	11	163.63
14	312	Verhelst-Verheyen	Porsche 991	GTB	6	<b>2:35.239</b>	<b>6</b>	14.870	1.145	16	162.42
15	420	de Borst-de Kleijn	Seat Sport Leon Cup Racer	SS	2	<b>2:35.744</b>	<b>13</b>	15.375	0.505	17	161.90
16	350	Donaldson-Clarke	Porsche 997 GT3	GTB	7	<b>2:36.101</b>	<b>14</b>	15.732	0.357	15	161.53
17	412	Eric van den Munckhof	BMW Z4	SS	3	<b>2:36.279</b>	<b>5</b>	15.910	0.178	12	161.34
18	422	Dennis Houweling	Seat Sport Leon Cup Racer	SS	4	<b>2:36.484</b>	<b>4</b>	16.115	0.205	17	161.13
19	471	van Loon-van der Kooij	Lotus Exige	SS	5	<b>2:37.700</b>	<b>8</b>	17.331	1.216	11	159.89
20	405	Luc de Cock	Lotus 2/11 GT4	SS	6	<b>2:37.807</b>	<b>9</b>	17.438	0.107	9	159.78
21	369	Aart Bosman	Porsche 997 GT3	GTB	8	<b>2:38.293</b>	<b>14</b>	17.924	0.486	16	159.29
22	351	Hayes-Lindsay	Lamborghini Gallardo	GTB	9	<b>2:39.269</b>	<b>7</b>	18.900	0.976	11	158.31
23	432	Neary-Short	BMW M3 V8	SS	7	<b>2:39.369</b>	<b>4</b>	19.000	0.100	4	158.21
24	403	de Groot-de Graaf	BMW 132 GTR	SS	8	<b>2:40.087</b>	<b>4</b>	19.718	0.718	7	157.50
25	444	Ronald van Loon	BMW E46 M3	SS	9	<b>2:40.983</b>	<b>13</b>	20.614	0.896	14	156.63
26	309	Dirk Schulz	Porsche 997 GT3	GTB	10	<b>2:42.263</b>	<b>15</b>	21.894	1.280	17	155.39
27	452	Michael Smith	Seat Leon Supercopa MKII	SS	10	<b>2:44.050</b>	<b>7</b>	23.681	1.787	10	153.70
	451	Schaap-Lemmers	ATR3	SS	11	<b>2:44.813</b>	<b>4</b>	24.444	0.763	5	152.99
29	525	Griffin-Bressington	BMW E36 M3	S	1	<b>2:47.699</b>	<b>15</b>	27.330	2.886	15	150.35
30	555	Bergsma-de Jong	Lotus Exige	S	2	<b>2:48.460</b>	<b>13</b>	28.091	0.761	14	149.68
31	545	Niels Kool	Renault Clio	S	3	<b>2:50.297</b>	<b>8</b>	29.928	1.837	13	148.06
32	459	van de Maat-Schreurs	BMW E46 GTR	SS	12	<b>2:52.169</b>	<b>6</b>	31.800	1.872	6	146.45
33	489	Guino Kenis	BMW E92 M3 GT4	SS	13	<b>2:52.552</b>	<b>2</b>	32.183	0.383	3	146.13
34	504	Rob Nieman	Renault Clio RS 2.0	S	4	<b>2:54.023</b>	<b>14</b>	33.654	1.471	15	144.89
35	513	Kim Troeijen	Ford Focus Silhouette	S	5	<b>2:56.827</b>	<b>4</b>	36.458	2.804	4	142.59
36	399	Lamster-Molenaar	Porsche 997 GT3	GTB	11		<b>0</b>			1	0.00
37	421	van Bellingen-van Rompuy	BMW WTCC	SS	14		<b>0</b>			1	0.00

Fastest time : 2:20.369 in lap 15 by nbr. 101 : Team RaceArt (Dodge Viper GT3-R)

Publication-time

Results and Laptimes : [www.raceresults.nl](http://www.raceresults.nl)

Timekeeping by : RSTime by TimeService.nl

Clerk of the Course	Steward	Timekeeper	 Harald Roelse	
Bobbe Veldkamp Lic: 10710				
Page 1 of 1	Results remain provisional pending technical examination and decisions from the stewards of the meeting			

## Racing Festival 2015

### Supercar Challenge - Free Practice 1

2 - 4 October 2015

Spa Francorchamps - 7003 mtr.

#### Super GT Division Min 2.8 Kg per HP (driver included)

Pos	Nbr	Name	Car	Fastest	In	Gap	Diff	Laps	Km/h
1	101	Grouwels-Snoeks	Dodge Viper GT3-R	2:20.369	15			15	179.63
2	174	Morcillo-Cintrano	Mosler MT900R	2:24.211	5	3.842	3.842	15	174.84
3	110	Vandierendonck-van Hooydonk	Corvette	2:24.598	12	4.229	0.387	13	174.38
4	102	Henry Zumbrink	Volvo S60 V8	2:25.190	11	4.821	0.592	13	173.66
5	131	Storm-Bouwhuis	BMW Z4 GT3	2:25.489	14	5.120	0.299	17	173.31
6	106	Koebolt-Caransa	Volvo S60 V8	2:28.172	6	7.803	2.683	13	170.17
7	121	Köhler-Kuijser	Solution F V8	2:30.592	2	10.223	2.420	9	167.43

#### GTB Division Min. 3.7 Kg per HP (driver included)

Pos	Nbr	Name	Car	Fastest	In	Gap	Diff	Laps	Km/h
1	375	Ward Sluys	BMW M4 Silhouette	2:29.807	5			7	168.31
2	305	Dontje-Kool	Corvette GT4	2:30.152	8	0.345	0.345	17	167.93
3	343	Daan Meijer	Porsche 997 GT3	2:32.467	9	2.660	2.315	11	165.38
4	336	Simon Atkinson	Dodge Viper	2:33.710	10	3.903	1.243	13	164.04
5	302	Marcel van Berlo	Porsche 997 GT3	2:34.094	4	4.287	0.384	11	163.63
6	312	Verhelst-Verheyen	Porsche 991	2:35.239	6	5.432	1.145	16	162.42
7	350	Donaldson-Clarke	Porsche 997 GT3	2:36.101	14	6.294	0.862	15	161.53
8	369	Aart Bosman	Porsche 997 GT3	2:38.293	14	8.486	2.192	16	159.29
9	351	Hayes-Lindsay	Lamborghini Gallardo	2:39.269	7	9.462	0.976	11	158.31
10	309	Dirk Schulz	Porsche 997 GT3	2:42.263	15	12.456	2.994	17	155.39
11	399	Lamster-Molenaar	Porsche 997 GT3		0			1	0.00

#### Supersport Division Min 4,5 Kg per HP (driver included)



Pos	Nbr	Name	Car	Fastest	In	Gap	Diff	Laps	Km/h
1	402	Bogaerts-van der Aa	BMW M3 E90 WTCC	2:33.673	4			14	164.08
2	420	de Borst-de Kleijn	Seat Sport Leon Cup Racer	2:35.744	13	2.071	2.071	17	161.90
3	412	Eric van den Munckhof	BMW Z4	2:36.279	5	2.606	0.535	12	161.34
4	422	Dennis Houweling	Seat Sport Leon Cup Racer	2:36.484	4	2.811	0.205	17	161.13
5	471	van Loon-van der Kooi	Lotus Exige	2:37.700	8	4.027	1.216	11	159.89
6	405	Luc de Cock	Lotus 2/11 GT4	2:37.807	9	4.134	0.107	9	159.78
7	432	Neary-Short	BMW M3 V8	2:39.369	4	5.696	1.562	4	158.21
8	403	de Groot-de Graaf	BMW 132 GTR	2:40.087	4	6.414	0.718	7	157.50
9	444	Ronald van Loon	BMW E46 M3	2:40.983	13	7.310	0.896	14	156.63
10	452	Michael Smith	Seat Leon Supercoppa MKII	2:44.050	7	10.377	3.067	10	153.70
11	451	Schaap-Lemmers	ATR3	2:44.813	4	11.140	0.763	5	152.99

Fastest time : 2:20.369 in lap 15 by nbr. 101 : Team RaceArt (Dodge Viper GT3-R)

Publication-time

Results and Laptimes : [www.raceresults.nl](http://www.raceresults.nl)

Timekeeping by : RSTime by TimeService.nl

Clerk of the Course  Bobbe Veldkamp Lic: 10710	Steward	Timekeeper  Harald Roelse	
Page 1 of 2	Results remain provisional pending technical examination and decisions from the stewards of the meeting		

## Racing Festival 2015

### Supercar Challenge - Free Practice 1

2 - 4 October 2015

Spa Francorchamps - 7003 mtr.

12	459	van de Maat-Schreurs	BMW E46 GTR	2:52.169	6	18.496	7.356	6	146.45
13	489	Guino Kenis	BMW E92 M3 GT4	2:52.552	2	18.879	0.383	3	146.13
14	421	van Bellingen-van Rompuy	BMW WTCC		0			1	0.00

### Sport Division Min. 5.6 Kg per HP (driver included)



Pos	Nbr	Name	Car	Fastest	In	Gap	Diff	Laps	Km/h
1	525	Griffin-Bressington	BMW E36 M3	2:47.699	15			15	150.35
2	555	Bergsma-de Jong	Lotus Exige	2:48.460	13	0.761	0.761	14	149.68
3	545	Niels Kool	Renault Clio	2:50.297	8	2.598	1.837	13	148.06
4	504	Rob Nieman	Renault Clio RS 2.0	2:54.023	14	6.324	3.726	15	144.89
	513	Kim Troeijen	Ford Focus Silhouette	2:56.827	4	9.128	2.804	4	142.59

Fastest time : 2:20.369 in lap 15 by nbr. 101 : Team RaceArt (Dodge Viper GT3-R)

Publication-time

Results and Laptimes : [www.raceresults.nl](http://www.raceresults.nl)

Timekeeping by : RSTime by TimeService.nl


Clerk of the Course  Bobbe Veldkamp Lic: 10710	Steward	Timekeeper  Harald Roelse	
Page 2 of 2	Results remain provisional pending technical examination and decisions from the stewards of the meeting		

## Racing Festival 2015

### Supercar Challenge - Free Practice 1 Sector analyse

2 - 4 October 2015  
Spa Francorchamps - 7003 mtr.

Pos	Nbr	Name / Team name	Sector 1			Sector 2			Sector 3			Theoretical best	Actual best	In
			time	Lap	pos	time	Lap	pos	time	Lap	pos			
1	101	Grouwels-Snoeks	39.254	13	1	1:04.565	15	1	35.182	15	1	2:19.001	2:20.369	15
2	174	Morcillo-Cintrano	40.674	6	5	1:06.413	5	2	36.703	5	2	2:23.790	2:24.211	5
3	110	Vandierendonck-van Hooydonk	40.387	9	4	1:06.896	12	4	36.762	12	3	2:24.045	2:24.598	12
4	102	Henry Zumbrink	39.843	12	2	1:07.103	10	5	36.766	10	4	2:23.712	2:25.190	11
5	131	Storm-Bouwhuis	41.139	16	6	1:06.581	15	3	37.082	15	5	2:24.802	2:25.489	14
6	106	Koebolt-Caransa	40.278	9	3	1:08.168	9	6	37.267	5	6	2:25.713	2:28.172	6
7	375	Ward Sluys	42.383	5	8	1:09.005	5	9	38.419	5	8	2:29.807	2:29.807	5
8	305	Dontje-Kool	42.496	7	9	1:08.755	4	7	38.260	16	7	2:29.511	2:30.152	8
9	121	Köhler-Kuijjer	42.293	5	7	1:08.910	2	8	38.566	3	9	2:29.769	2:30.592	2
10	343	Daan Meijer	42.709	9	11	1:10.549	7	11	38.771	9	11	2:32.029	2:32.467	11
11	402	Bogaerts-van der Aa	43.437	14	13	1:10.166	4	10	39.243	7	12	2:32.846	2:33.673	4
12	336	Simon Atkinson	42.959	10	12	1:10.601	7	12	38.573	9	10	2:32.133	2:33.710	10
13	302	Marcel van Berlo	42.692	7	10	1:11.710	4	17	39.487	4	13	2:33.889	2:34.094	4
14	312	Verhelst-Verheyen	43.590	6	14	1:12.162	6	20	39.487	6	14	2:35.239	2:35.239	6
15	420	de Borst-de Kleijn	44.399	5	18	1:10.931	11	14	40.101	11	17	2:35.431	2:35.744	13
16	350	Donaldson-Clarke	44.041	14	16	1:11.726	14	18	39.783	3	15	2:35.550	2:36.101	14
17	412	Eric van den Munckhof	45.173	9	24	1:11.240	5	15	39.851	5	16	2:36.264	2:36.279	5
18	422	Dennis Houweling	44.543	2	19	1:10.747	4	13	40.474	4	20	2:35.764	2:36.484	4
19	471	van Loon-van der Kooi	45.062	8	23	1:11.811	4	19	40.295	8	19	2:37.168	2:37.700	8
20	405	Luc de Cock	44.628	8	20	1:11.441	9	16	40.944	9	23	2:37.013	2:37.807	9
21	369	Aart Bosman	43.655	15	15	1:13.877	7	25	40.114	14	18	2:37.646	2:38.293	14
22	351	Hayes-Lindsay	44.267	11	17	1:13.877	7	24	40.579	11	22	2:38.723	2:39.269	7
23	432	Neary-Short	45.053	4	22	1:13.812	4	23	40.504	4	21	2:39.369	2:39.369	4
24	403	de Groot-de Graaf	45.621	5	25	1:12.614	4	21	41.377	4	26	2:39.612	2:40.087	4
25	444	Ronald van Loon	46.082	14	26	1:13.285	13	22	41.311	13	25	2:40.678	2:40.983	13
26	309	Dirk Schulz	45.036	16	21	1:15.832	15	30	41.190	14	24	2:42.058	2:42.263	15
27	452	Michael Smith	47.456	9	29	1:13.947	7	26	42.345	7	28	2:43.748	2:44.050	7
28	451	Schaap-Lemmers	47.116	5	28	1:14.210	4	28	41.891	4	27	2:43.217	2:44.813	11
29	525	Griffin-Bressington	48.796	15	30	1:15.559	15	29	43.344	15	29	2:47.699	2:47.699	15
30	555	Bergsma-de Jong	49.614	14	33	1:14.207	13	27	43.740	13	30	2:47.561	2:48.460	13
31	545	Niels Kool	49.203	8	31	1:16.267	5	31	44.392	6	33	2:49.862	2:50.297	8
32	459	van de Maat-Schreurs	49.229	3	32	1:17.968	6	33	43.950	3	31	2:51.147	2:52.169	6
33	489	Gulno Kenis	46.792	3	27	1:19.102	2	34	44.047	2	32	2:49.941	2:52.552	2
34	504	Rob Nieman	51.363	14	35	1:17.059	15	32	45.029	8	35	2:53.451	2:54.023	14
35	513	Kim Troeljen	50.911	5	34	1:19.422	4	35	44.937	4	34	2:55.270	2:56.827	4
36	399	Lamster-Molenaar				3:37.934	1	37						0
37	421	van Bellingen-van Rompuy				1:22.178	1	36	45.623	1	36			0



2 - 4 October 2015  
Spa Francorchamps - 7003 mtr.

# Racing Festival 2015



## Supercar Challenge - Free Practice 1 Laptimes

Nbr	Name / Team name	1	2	3	4	5	6	7	8	9	10	11	12	13	14	15	16	17	18	19	20
101	Grouwels-Snoeks	3:37.493	10:15.826	2:28.939	2:28.464	2:27.258	2:25.663	2:31.777	3:54.171	2:25.319	2:25.787	2:30.958	3:57.395	2:21.328	2:21.345	2:20.369					
102	Henry Zumbink	3:00.200	2:37.177	2:27.622	2:34.027	2:28.838	2:26.888	2:33.853	8:48.612	2:25.929	2:25.903	2:25.190	2:33.425	2:33.276							
106	Koebolt-Caransa	2:38.123	2:37.028	8:50.721	2:30.435	2:28.842	2:28.172	2:28.980	8:36.768	2:27.619	8:10.163	2:31.389	2:31.621	2:30.973							
110	Vandierendonck-van Hooydonk	2:41.093	2:28.852	2:28.017	2:38.707	4:57.506	2:27.538	2:28.071	2:26.058	2:25.512	2:35.090	5:24.563	2:24.598	2:43.146							
121	Köhler-Kuijjer	2:33.851	2:30.582	2:31.191	2:31.511	2:38.292	6:15.570	2:31.715	2:32.905	2:30.952											
131	Storm-Bouwhuis	2:40.041	2:34.912	2:33.017	2:34.814	2:34.408	2:32.897	2:36.420	5:29.292	2:32.964	2:27.492	2:28.233	2:28.602	2:26.749	2:25.489	2:25.741	2:28.461	2:36.281			
174	Morcillo-Cintrano	2:46.411	2:31.816	2:31.951	7:45.323	2:24.211	2:28.013	5:33.474	2:33.485	2:34.270	2:32.006	2:39.944	2:35.301	2:39.263	2:34.116	2:50.146					
302	Marcel van Berio	2:42.697	2:39.052	2:36.223	2:34.094	2:35.974	2:35.532	2:37.863	2:41.441	5:11.530	2:36.218	2:34.544									
305	Dontje-Kool	2:48.643	2:33.981	2:31.047	2:30.791	2:35.100	2:30.407	2:40.352	2:30.152	2:33.969	4:54.079	2:35.142	2:34.693	2:33.218	2:31.728	2:32.243	2:30.261	2:42.434			
309	Dirk Schulz	3:23.282	2:53.216	2:55.800	4:21.701	2:47.964	2:45.866	2:44.284	2:44.031	2:46.792	2:44.971	2:43.982	2:45.473	2:52.416	4:17.687	2:42.263	2:45.018	3:15.577			
312	Verhelst-Verheyen	3:21.166	2:41.663	3:18.452	5:33.971	2:38.946	2:35.239	2:56.017	4:45.508	2:43.849	2:42.634	2:41.853	2:41.605	2:45.969	2:41.993	2:43.223	2:41.578				
336	Simon Atkinson	2:57.879	2:47.320	2:38.423	2:40.876	10:56.868	2:35.702	2:33.901	2:47.880	6:16.302	2:33.710	2:34.488	2:39.202	6:06.550							
343	Daan Meijer	2:52.446	2:37.952	2:34.737	2:35.848	6:08.280	2:35.429	2:33.069	2:34.129	2:32.467	2:33.618	2:35.003									
350	Donaldson-Clarke	3:09.831	2:45.064	2:37.192	2:43.451	2:48.210	5:07.371	2:36.406	2:55.421	8:28.937	2:44.465	2:38.896	2:38.294	2:36.142	2:36.101	2:41.890					
351	Hayes-Lindsay	2:52.108	2:44.494	2:42.691	2:43.558	16:04.110	2:42.723	2:39.259	2:44.315	5:52.095	9:30.337	2:40.184									
369	Aart Bosman	2:59.358	2:46.626	2:42.179	2:42.968	2:39.391	2:39.512	2:44.091	5:41.755	2:39.709	2:41.431	2:38.665	2:43.117	2:41.452	2:38.293	2:38.856	2:48.069				
375	Ward Sluys	2:56.619	2:37.562	2:31.571	2:31.809	2:29.807	2:34.781	5:03.156													
399	Larnster-Molenaar	6:19.899																			
402	Bogaerts-van der Aa	2:52.107	2:37.956	2:36.288	2:39.673	2:40.430	3:57.031	2:33.797	2:38.036	5:24.115	2:36.954	2:34.636	2:35.110	2:34.271	2:39.977						
403	de Groot-de Graaf	3:05.465	2:45.635	2:41.772	2:40.087	2:45.585	4:53.838	5:52.237													
405	Luc de Cock	3:05.070	2:44.370	2:44.673	6:43.281	2:40.888	2:41.726	25:35.672	2:38.415	2:37.807											
412	Eric van den Munckhof	2:48.832	2:42.368	2:39.350	2:37.462	2:36.279	2:49.604	5:46.715	2:37.507	2:38.304	2:58.962	15:47.859	2:40.306								
420	de Borst-de Kleijn	2:53.166	2:41.245	2:36.784	2:35.772	2:37.512	2:36.791	2:36.638	2:48.349	8:01.919	2:36.837	2:36.043	2:44.781	2:35.744	2:38.342	2:36.725	2:36.614	2:36.847			
421	van Bellingen-van Rompuy	3:00.999																			
422	Dennis Houweling	2:37.953	2:38.947	2:37.624	2:36.484	2:39.381	4:30.431	2:36.749	2:40.394	5:36.129	2:45.525	2:43.562	2:47.018	2:46.154	2:45.808	2:44.254	2:44.463	2:50.033			
432	Neery-Short	3:52.136	32:36.494	9:34.810	2:39.369																
444	Ronald van Loon	2:55.725	2:46.445	2:44.971	2:43.690	2:43.419	2:50.991	8:37.925	2:41.967	2:43.814	2:42.474	2:53.589	2:41.996	2:40.983	2:55.679						
451	Schaap-Lemmers	3:23.542	2:50.720	2:51.598	2:44.813	2:51.134															



